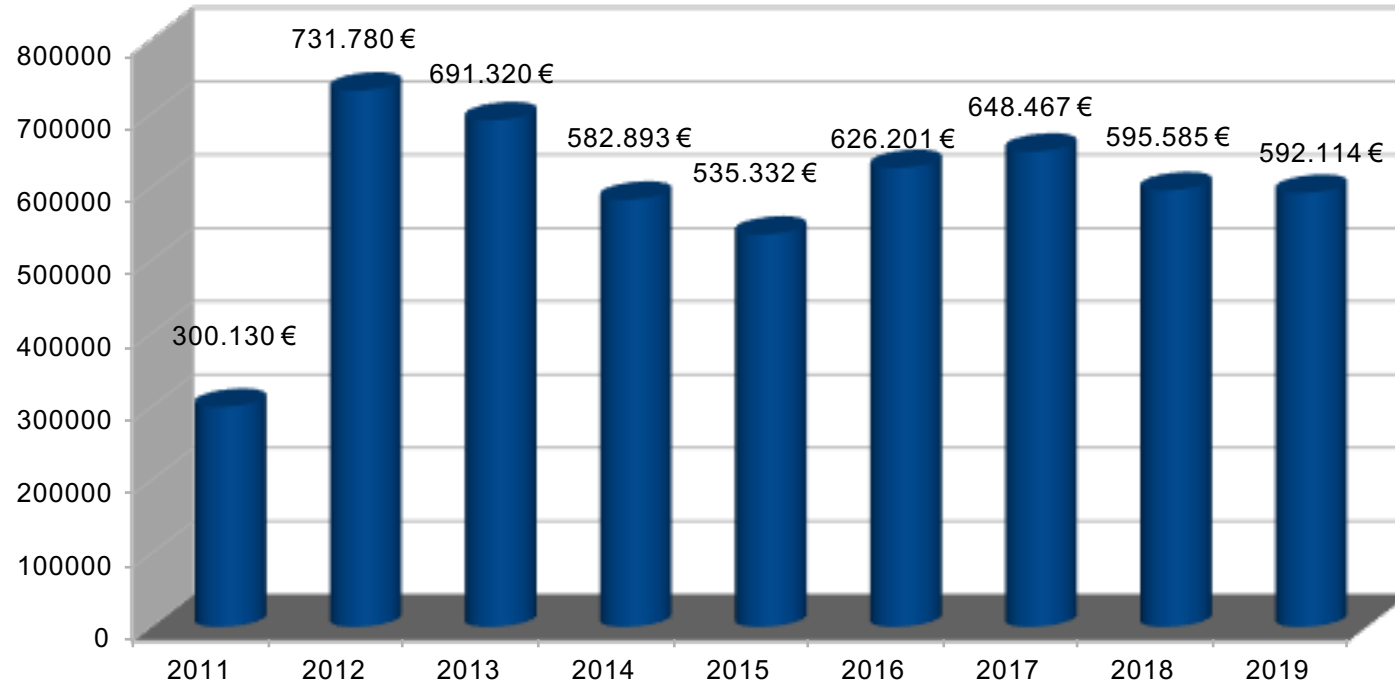


CSM Expenditures 2011 - 2019 (Euros €)

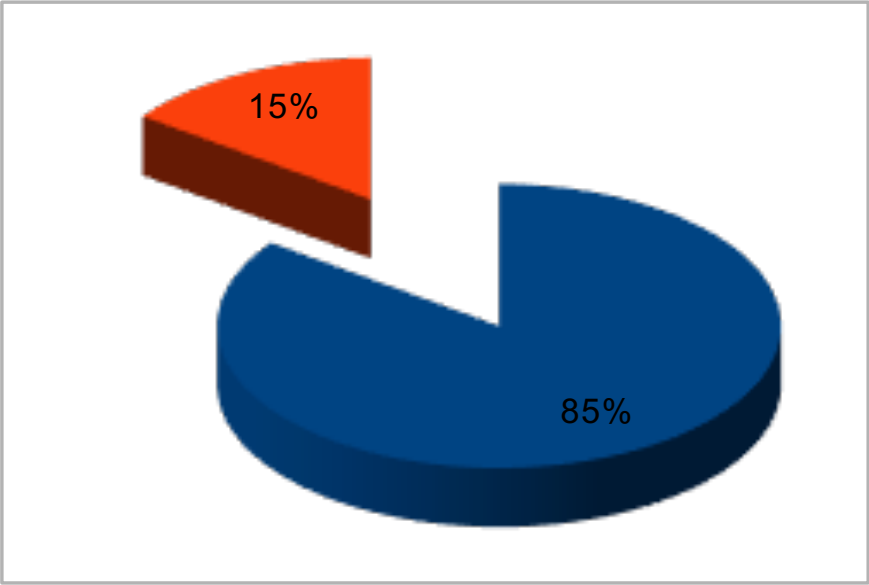
Year	2011	2012	2013	2014	2015	2016	2017	2018	2019
Amount	€ 300.130	€ 731.780	€ 691.320	€ 582.893	€ 535.332	€ 626.201	€ 648.467	€ 595.585	€ 592.114



CSM Funding contribution 2011 - 2019 (Euros €)



Governments and International Organizations	85%
NGOs and CSOs	15%



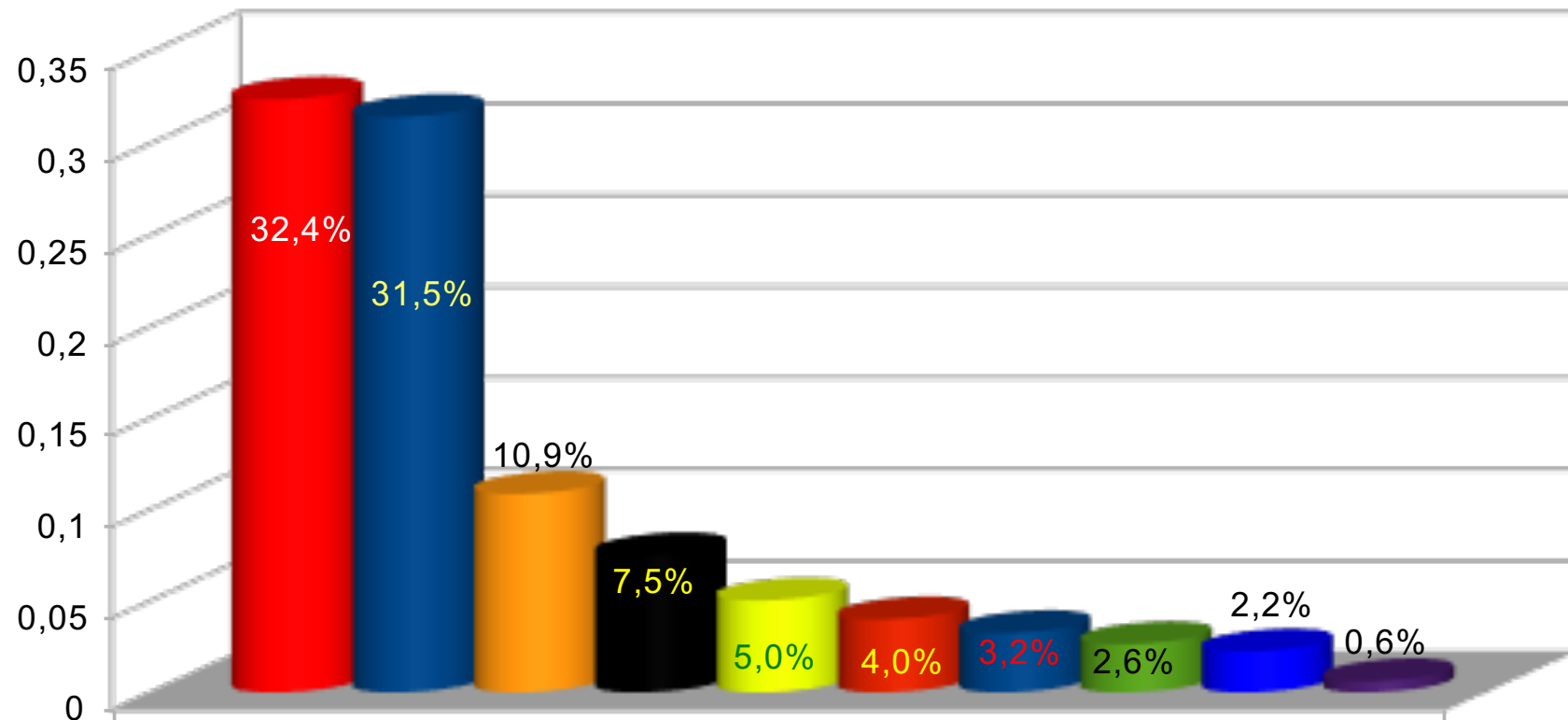
■ Governments and International Organizations ■ NGOs and CSOs

Contributions of Gov. and Inter. Inst. 2011-2019 (€)



4.507.361 Euros €

Switzerland	EU	IFAD	Germany	Brazil	Spain	Norway	Italy	France	FAO
32,4%	31,5%	10,9%	7,5%	5,0%	4,0%	3,2%	2,6%	2,2%	0,6%



1

■ Switzerland ■ EU ■ IFAD ■ Germany ■ Brazil ■ Spain ■ Norway ■ Italy ■ France ■ FAO

CSO financial & in-kind contributions to CSM budget



NGO/CSO FINANCIAL CONTRIBUTION 2011-2019	
€ 796.462	
15%	
<u>NGOs/CSOs IN KIND CONTRIBUTION</u>	
About 130-150 self funded participants to CSM Forum every year	€ 200.000
From 3 to 10 self funded participants to 10-12 CFS OEWG mtgs per year	€ 124.800
Voluntary work of 5-8 facilitators of CSM working groups that dedicate 30% of their time to support CSM WG every year	€ 108.000
CSO Publications on the use and monitoring of CFS outcomes per year	€ 25.000
TOTAL of one year NGOs/CSOs In Kind contribution	€ 457.800
NGO/CSO FINANCIAL & IN KIND CONTRIBUTION 2011-2019	
€ 4.916.662	
52%	