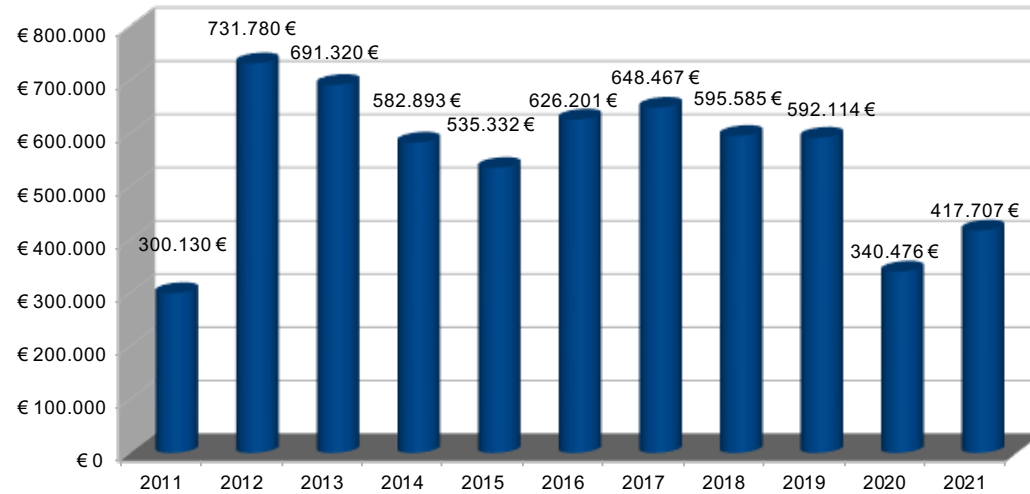


CSIPM yearly expenses 2011-2021

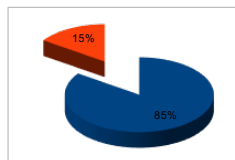


Year	2011	2012	2013	2014	2015	2016	2017	2018	2019	2020	2021	
Amount	€ 300.130	€ 731.780	€ 691.320	€ 582.893	€ 535.332	€ 626.201	€ 648.467	€ 595.585	€ 592.114	€ 340.476	€ 417.707	€ 6.062.004
Año	2011	2012	2013	2014	2015	2016	2017	2018	2019	2020	2021	
Cantidad	€ 300.130	€ 731.780	€ 691.320	€ 582.893	€ 535.332	€ 626.201	€ 648.467	€ 595.585	€ 592.114	€ 340.476	€ 417.707	
Année	2011	2012	2013	2014	2015	2016	2017	2018	2019	2020	2021	
Montant	€ 300.130	€ 731.780	€ 691.320	€ 582.893	€ 535.332	€ 626.201	€ 648.467	€ 595.585	€ 592.114	€ 340.476	€ 417.707	



**OVERALL CSIPM FUNDING CONTRIBUTION 2011-2021**  
**€ 6.062.006**

Governments and International Institutions	85%
NGOs and CSOs	15%
Gobiernos e Instituciones Internacionales	85%
ONG y OSC	15%
Gouvernements et Institutions Internationales	85%
ONG et OSC	15%



■ Governments and International Institutions ■ NGOs and CSOs

		€ 300.130	SPAIN	NORWAY	GERMANY	IFAD				
2011	Governments and International Institutions	88%	€ 264.293	€ 180.197	€ 29.580	€ 50.000	€ 4.516			
	NGOs and CSOs	12%	€ 35.837	€ 580	€ 600	€ 6.603	€ 3.300	€ 24.754		
			TAFAD	CIDSE	AA	La Via Camp	OXFAM			
		€ 731.780	EU	GERMANY	SWISS	ITALY	BRAZIL	NORWAY		
2012	Governments and International Institutions	84%	€ 617.642	€ 298.579	€ 37.290	€ 17.933	€ 10.000	€ 226.690	€ 27.150	
	NGOs and CSOs	16%	€ 114.138	€ 5.000	€ 4.980	€ 40.000	€ 20.000	€ 5.000	€ 39.158	
			Whelthunger	CFGB	BFDW	ICCO	MISEREOR	OXFAM		
		€ 691.320	EU	FRANCE	NORWAY	FAO				
2013	Governments and International Institutions	82%	€ 567.804	€ 528.942	€ 10.000	€ 27.949	€ 913			
	NGOs and CSOs	18%	€ 123.516	€ 20.000	€ 6.801	€ 5.000	€ 1.503	€ 2.477	€ 87.735	
			ICCO	MISEREOR	BIOVISION	CIDSE	More & Better	OXFAM		
		€ 582.893	EU	FRANCE	NORWAY	FAO	SWISS			
2014	Governments and International Institutions	85%	€ 495.035	€ 289.709	€ 25.354	€ 33.747	€ 15.970	€ 130.255		
	NGOs and CSOs	15%	€ 87.858	€ 20.000	€ 5.517	€ 14.797	€ 10.192	€ 20.240	€ 6.000	€ 2.068
			ICCO	MISEREOR	BIOVISION	BFDW	OXFAM	ACTIONAID	CFGB	Other Ngos
		€ 535.332	GERMANY	FRANCE	NORWAY	SWISS				
2015	Governments and International Institutions	78%	€ 419.637	€ 30.548	€ 17.798	€ 27.785	€ 343.506			
	NGOs and CSOs	22%	€ 115.695	€ 20.000	€ 5.000	€ 3.896	€ 19.830	€ 44.878	€ 12.000	€ 5.774
			ICCO	WHELTHUN,	BIOVISION	BFDW	OXFAM	IFSN/AA	IUF	Other Ngos
		€ 626.201	GERMANY	FRANCE	ITALY	SWISS	EU	IFAD		
2016	Governments and International Institutions	90%	€ 561.086	€ 50.032	€ 20.561	€ 35.120	€ 282.345	€ 133.028	€ 40.000	
	NGOs and CSOs	10%	€ 65.115	€ 10.000	€ 8.000	€ 3.000	€ 11.287	€ 11.007	€ 4.009	€ 4.475
			ICCO	MISEREOR	CIDSE	SID	OXFAM	IFSN	ROSA LUXE.	Other Ngos
		€ 648.469	GERMANY	FRANCE	ITALY	SWISS	EU	IFAD		
2017	Governments and International Institutions	92%	€ 596.863	€ 37.492	€ -	€ 42.060	€ 301.170	€ -	€ 216.141	
	NGOs and CSOs	8%	€ 51.606	€ 10.000	€ 7.000	€ 7.409	€ 5.000	€ 4.841	€ 1.230	€ 8.900
			ICCO	MISEREOR	BFDW	Welthunger	OXFAM	IFSN	Biovision	Other Ngos
		€ 595.584	GERMANY	FRANCE	ITALY	SWISS	EU	IFAD		
2018	Governments and International Institutions	79%	€ 472.484	€ 40.873	€ 27.340	€ -	€ 190.685	€ -	€ 213.586	
	NGOs and CSOs	21%	€ 123.100	€ 32.348	€ 32.347	€ 32.335	€ 5.000	€ 3.000	€ 2.246	€ 2.252
			BFDW	FIAN	SID	OXFAM	Welthunger	WAP	La Via Camp.	Other Ngos
		€ 592.115	GERMANY	FRANCE	ITALY	SWISS	EU	IFAD	FAO	
2019	Governments and International Institutions	87%	€ 512.518	€ 91.968	€ -	€ 31.532	€ 195.547	€ 167.844	€ 15.000	€ 10.627
	NGOs and CSOs	13%	€ 79.597	€ 27.495	€ 10.763	€ 9.301	€ 8.830	€ 5.500	€ 5.000	€ 3.361
			BFDW	OXFAM	La Via Camp.	Rosa Luxem	Welthunger	CCFD	FIAN	CIDSE
		€ 340.476	GERMANY	FRANCE	ITALY	SWISS	EU	IFAD	FAO	
2020	Governments and International Institutions	87%	€ 296.997	€ -	€ 55.575	€ 112.545	€ 128.877			
	NGOs and CSOs	13%	€ 43.479							€ 43.479
			BFDW	OXFAM	La Via Camp.	Rosa Luxem	Welthunger	CCFD	FIAN	CIDSE
		€ 417.707	GERMANY	FRANCE	ITALY	SWISS	EU	IFAD	FAO	
2021	Governments and International Institutions	78%	€ 325.577	€ 30.000	€ 133.664	€ 161.913				
	NGOs and CSOs	22%	€ 92.130	€ 40.307						€ 51.823
			BFDW	OXFAM	La Via Camp.	Rosa Luxem	Welthunger	CCFD	FIAN	CIDSE
		#####	EU	SPAIN	BRAZIL	GERMANY	NORWAY	FRANCE	SWISS	ITALY
2011-2021	Governments and International Institutions	85%	#####	#####	€ 180.197	€ 226.690	€ 338.203	€ 146.210	€ 131.053	€ 1.707.650
	NGOs and CSOs	15%	#####	#####	€ 932.071					€ 489.243

Government funding overview

€ 5.129.935

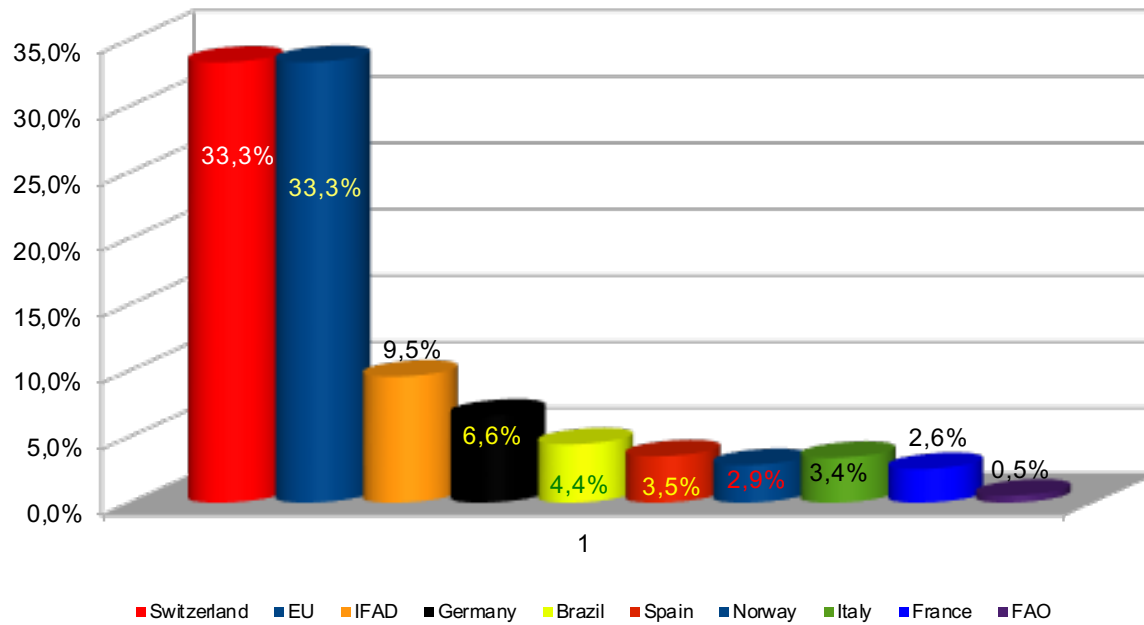
Switzerland	EU	IFAD	Germany	Brazil	Spain	Norway	Italy	France	FAO
33,3%	33,3%	9,5%	6,6%	4,4%	3,5%	2,9%	3,4%	2,6%	0,5%
€ 1.707.650	€ 1.708.892	€ 489.243	€ 338.203	€ 226.690	€ 180.197	€ 146.210	€ 174.287	€ 131.053	€ 27.510

Suiza	UE	FIDA	Alemania	Brasil	España	Noruega	Italia	Francia	FAO
33,3%	33,3%	9,5%	6,6%	4,4%	3,5%	2,9%	3,4%	2,6%	0,5%

Suisse	UE	FIDA	Allemagne	Brésil	Espagne	Norvège	Italie	France	FAO
33,3%	33,3%	9,5%	6,6%	4,4%	3,5%	2,9%	3,4%	2,6%	0,5%



**NGO/CSO FINANCIAL CONTRIBUTION 2011-2021**  
**€ 932.071**  
**15%**

**NGOs/CSOs IN KIND CONTRIBUTION**

About 130-150 self funded participants to CSM Forum every year	€ 200.000
From 3 to 10 self funded participants to 10-12 CFS OEWG mtgs per ye	€ 124.800
Voluntary work of 5-8 facilitators of CSM working groups that dedicate 30% of their time to support CSM WG every year	€ 108.000
CSO Publications on the use and monitoring of CFS outcomes per ye	€ 25.000
<b>TOTAL of one year NGOs/CSOs In Kind contribution</b>	<b>€ 457.800</b>

**NGO/CSO FINANCIAL & IN KIND CONTRIBUTION 2011-2021**  
**€ 5.510.071**  
**52%**

**CONTRIBUTION FINANCIERE DES ONG/OSC 2011-21**  
**€ 932.071**  
**15%**

**CONTRIBUTIONS NON FINANCIERES DES ONG/OSC**

Environ 130-150 participants autofinancés au Froum du MSC	€ 200.000
De 3 à 10 participants autofinancés 10-12 réunion GTCNL du CSA	€ 124.800
Facilitateurs bénévoles pour 5-8 Groupe de travail du MSC qu'ils consacrent 30% de leur temps pour soutenir le MSC chaque année	€ 108.000
Publications des OSC sur l'utilisation et le suivi des résultats du CSA par an	€ 25.000
<b>TOTAL d'un an de contributions non financières de ONG/OSC</b>	<b>€ 457.800</b>

**CONTRIBUTIONS FINANCIERE ET NON de OSC/ONG 2011-21**  
**€ 5.510.071**  
**52%**

**CONTRIBUCION FINANCIERA DE LAS ONG/OSC 2011-21**  
**€ 932.071**  
**15%**

**APORTACIONES NO DINERARIAS DE LAS ONG/OSC**

Aproximadamente 130-150 particiapantes autofinanciados al Foro MSC	€ 200.000
De 3 a 10 participantes autofinanciados a 10-12 reuniones GTCA del CS	€ 124.800
Trabajo voluntario de 5-8 facilitadores de Grupo de Trabajo del MSC que dedican el 30% de su tiempo a apoyar el MSC cada año	€ 108.000
Publicaciones de las OSC sobre el uso y seguimiento de los resultados del CSA por año	€ 25.000
<b>TOTAL de un año de aportes no dinerarias de las ONG/OSC</b>	<b>€ 457.800</b>

**APORTACIÓN FINANCIERA y NO DINERARIA de OSC/ONG 2011-21**  
**€ 5.510.071**  
**52%**

		<b>€ 10.640.006</b>
2011-2021	Governements and Intemational Institutions	48% € 5.129.935
	NGOs and CSOs	52% € 5.510.071